





Middleham Annual Parent Questionnaire - Spring 2018


1. What year group/s are your children in?

			Response Percent	Response Total
1	EYFS		0.00%	0
2	Year 1		50.00%	2
3	Year 2		0.00%	0
4	Year 3		0.00%	0
5	Year 4		25.00%	1
6	Year 5		50.00%	2
7	Year 6		0.00%	0


2. Do you think the school has a good reputation in the community?

			Response Percent	Response Total
1	Yes		100.00%	4
2	No		0.00%	0


3. Do you think the school displays good values and attitudes?

			Response Percent	Response Total
1	Yes		100.00%	4
2	No		0.00%	0

4. Does your child or do your children like coming to school?

			Response Percent	Response Total
1	Yes		100.00%	4
2	No		0.00%	0

5. Are you made to feel welcome when you visit or telephone the school?

			Response Percent	Response Total
1	Yes		100.00%	4
2	No		0.00%	0

6. Do you think the school has a warm and friendly atmosphere?

			Response Percent	Response Total
1	Yes		100.00%	4
2	No		0.00%	0


7. Do you think staff are friendly, helpful and approachable?

			Response Percent	Response Total
1	Yes		100.00%	4
2	No		0.00%	0

8. Do you feel the school offers an 'open door' policy so that any concerns that you might have are dealt with?

			Response Percent	Response Total
1	Yes		100.00%	4
2	No		0.00%	0


9. Do you think the school offers a broad and balanced curriculum?

			Response Percent	Response Total
1	Yes		100.00%	4
2	No		0.00%	0

10. Does your child or do your children enjoy the learning experience that the school offers?

			Response Percent	Response Total
1	Yes		100.00%	4
2	No		0.00%	0


11. Do you think the quality of teaching is of a high standard?

			Response Percent	Response Total
1	Yes		100.00%	4
2	No		0.00%	0



Comments: (1)

1	22/02/18 8:01PM ID: 74543381	Our current teachers are fantastic, they seem to work well together
---	---------------------------------	---


12. Is your child or are your children encouraged to work to his/her/their full potential?

			Response Percent	Response Total
1	Yes		100.00%	4
2	No		0.00%	0



13. If your child/ren have additional needs, do you think they are well catered for?

			Response Percent	Response Total
1	Yes		75.00%	3
2	No		0.00%	0
3	Not applicable		25.00%	1

14. Do you think that the Parent-Teacher Consultations keep you up to date with the progress of your child/ren?

			Response Percent	Response Total
1	Yes		100.00%	4
2	No		0.00%	0

15. Are you happy with the amount of homework your child/ren receives?

			Response Percent	Response Total
1	Yes		75.00%	3
2	No		25.00%	1



Comments: (2)

1	09/02/18 4:36PM ID: 73418891	My child comes home at the minute with no homework apart from some computer stuff and she does some reading, but could do with more jotter work.
2	22/02/18 8:01PM ID: 74543381	Clear homework, not too much, manageable.

16. Do you think the Annual School Report gives a full and accurate record of your child's/children's progress?

			Response Percent	Response Total
1	Yes		100.00%	4
2	No		0.00%	0

17. Would you prefer the newsletter...

			Response Percent	Response Total
1	Weekly		75.00%	3
2	Fortnightly		25.00%	1
3	Half termly		0.00%	0

18. Did you use and /or refer to the annual dates sheet handed out at the beginning of term?

			Response Percent	Response Total
1	Yes		100.00%	3
2	No		0.00%	0

Comments: (1)

1	10/02/18 12:47AM ID: 73442936	Not sure
---	----------------------------------	----------


19. Do you think teachers are able to deal with bad behaviour effectively?

			Response Percent	Response Total
1	Yes		100.00%	4
2	No		0.00%	0

20. Do you think there is a respectful and trustworthy relationship between pupils and teachers?

			Response Percent	Response Total
1	Yes		100.00%	4
2	No		0.00%	0




21. Does the school work hard to promote respect amongst its pupils?

			Response Percent	Response Total
1	Yes		100.00%	4
2	No		0.00%	0

22. Do you think the school is well led by staff and governors?

			Response Percent	Response Total
1	Yes		100.00%	4
2	No		0.00%	0


23. Do you send your child here because it is the local school or because it is a Church of England school?

			Response Percent	Response Total
1	Local		50.00%	2
2	Church of England		25.00%	1
3	Other reason		25.00%	1


Comments: (1)

1	09/02/18 6:34PM ID: 73427086	It is the type of small school we wanted our children to attend, where the teaching is on a more personal level.
---	---------------------------------	--

24. If you are a parent of a child in the FS class (first year of school), did you feel fully informed with regards to your child starting school?

			Response Percent	Response Total
1	Yes		0.00%	0
2	No		0.00%	0
3	Not applicable		100.00%	3

25. If you are a parent of a child in Year 6, do you feel the school is starting to prepare your child for their SATs tests and the next stage of their education?

			Response Percent	Response Total
1	Yes		0.00%	0
2	No		0.00%	0
3	Not applicable		100.00%	3

26. Do you like our school Facebook page?

			Response Percent	Response Total
1	Yes		100.00%	3
2	No		0.00%	0

27. THIS SECTION IS FROM OUR SCHOOL GOVERNORS Do you know who the school governors are?


			Response Percent	Response Total
1	Yes		75.00%	3
2	No		25.00%	1

28. THIS SECTION IS FROM OUR SCHOOL GOVERNORS What do you think governors do?

			Response Percent	Response Total
1	Open-Ended Question		100.00%	4
1	09/02/18 4:36PM ID: 73418891	Help with the background running of the school		
2	09/02/18 6:34PM ID: 73427086	Genuinely have no idea!		
3	10/02/18 12:47AM ID: 73442936	Look for new ideas for the school.not 100%really		
4	22/02/18 8:01PM ID: 74543381	Running the school in the background, making decisions, identifying weaknesses and addressing them to improve outcomes.		

29. THIS SECTION IS FROM OUR SCHOOL GOVERNORS



Do you have any skills which could be used on our governing body for the good of our school?

			Response Percent	Response Total
1	Yes		0.00%	0
2	No		100.00%	2


If Yes, could you give us some more information? (1)

1	10/02/18 12:47AM ID: 73442936	Not sure
---	----------------------------------	----------

30. How satisfied are you with Middleham VA CE Primary School?

			Response Percent	Response Total
1	Very Dissatisfied		0.00%	0
2	Dissatisfied		0.00%	0
3	Neutral		0.00%	0
4	Satisfied		25.00%	1
5	Very Satisfied		75.00%	3

31. Was this survey easy to use?

			Response Percent	Response Total
1	Yes		100.00%	4
2	No		0.00%	0